

# Go

## Quick Start Guide


### What's in the box



BC

[clover.com/help](https://clover.com/help)

### 1 Connect to power to charge the reader

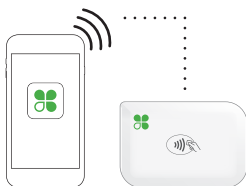


May require an adapter

### 2 Get the Clover Go app [clover.com/app-download](https://clover.com/app-download)









### 3 Pair the reader with your phone or tablet using the Clover Go app



### Status indicator lights

Lights indicate battery, pairing, and payment status.

-  Charging
-  Fully charged
-  Ready to pair
-  Paired
-  Insert card or tap contactless
-  Critically low battery

When charging, or powered on and fully charged, the reader is ready to pair or take payments.

To conserve battery, status indicator lights may not appear.



**Federal Communication Commission Statement**

This device complies with Part 15 of the FCC Rules. Operation is subject to the following two conditions: (1) This device may not cause harmful interference, and (2) this device must accept any interference received, including interference that may cause undesired operation.

This equipment has been tested and found to comply with the limits for a Class B digital device, pursuant to Part 15 of the FCC Rules. These limits are designed to provide reasonable protection against harmful interference in a residential installation. This equipment generates, uses and can radiate radio frequency energy and, if not installed and used in accordance with the instructions, may cause harmful interference to radio communications. However, there is no guarantee that interference will not occur in a particular installation. If this equipment does cause harmful interference to radio or television reception, which can be determined by turning the equipment off and on, the user is encouraged to try to correct the interference by one of the following measures:

- Reorient or relocate the receiving antenna.
- Increase the separation between the equipment and receiver.
- Connect the equipment into an outlet on a circuit different from that to which the receiver is connected.
- Consult the dealer or an experienced radio/TV technician for help.

FCC Caution: Any changes or modifications not expressly approved by the party responsible for compliance could void the user's authority to operate this equipment.

**Radiation Exposure Statement:**

The product complies with the FCC portable RF exposure limit set forth for an uncontrolled environment and are safe for intended operation as described in this manual. The further RF exposure reduction can be achieved if the product can be kept as far as possible from the user body or set the device to lower output power if such function is available.

**Clover Network, Inc.**

415 N Mathilda Ave, Sunnyvale, CA 94085, USA

**Clover Go**

Model: C600

FCC ID: HFS-C600

[clover.com/patents](http://clover.com/patents)

**Waste Electrical and Electronic Equipment-WEEE**

NOTE: This product is covered electronic equipment under the European Union's Waste from Electrical and Electronic Equipment ("WEEE") Directive (2012/19/EU). The WEEE Directive requires that covered equipment be collected and managed separately from typical household waste in all EU member states. Please follow the guidance of your local environmental authority or ask the shop where you purchased the product for collection or recycling options.